

# **Igneous Robert Blatt**

# IGNEOUS

four performers, stones, tiles and video

*for Inlets Ensemble*

## INSTRUMENTS

Eight stones

Eight earthenware tiles of varying resonant frequencies

Each performer has two stones and two tiles. The tiles rest off the ground to minimize damping their resonance, one approach was to glue two small quarter round ceramic trim tiles to the bottom of each tile. Additionally, non-slip padding was glued to the underside of the trim tiles to stop the tiles from sliding during performance.

## SCORE

Performers watch videos containing photographs of thin sections of igneous rock—from Greenland, Hawaii, the Lesser Antilles, Montana, New Mexico and South Africa—under a microscope with polarized light as a score. They follow either a 1-channel video (all performers watching the same video on the same screen) or a 4-channel video (all performers watching a different video on a different screen). The score is in three sections. Sections I and III last eight minutes, section II lasts sixteen minutes.

### *Reading sections I and III*

1-channel version: Photographs are present in eight columns. Performers choose two columns different from the other performers. Each column is assigned to a different tile.

4-channel version: Photographs are present in two columns. Each column is assigned to a different tile.

When a photograph is present in a column assigned to a performer's tile, that performer traces any contours, figures, lines and markings suggested from the photograph onto the surface of that tile. Dynamic level is determined by mapping the color currently traced between the performer's dynamic range and the spectrum of visible light, mindful of pressure and speed in achieving the prescribed dynamic. If a color is clearly not found within the visible light spectrum, it is ignored.

### *Reading section II*

1-channel version: Photographs are present in four quadrants. Performers choose one quadrant different from the other performers.

4-channel version: Photographs are present in the entirety of the frame.

Performers independently alternate between humming a tone for the length of a breath and resting in silence. Tones sound softly, allowing insecurities to arise if present. Before each tone is hummed, the performer chooses a color from their assigned photograph. Pitch for the hummed tone is determined by mapping the chosen color between the performer's vocal range and the spectrum of visible light. If a color is clearly not found within the visible light spectrum, it is ignored.

## PERFORMANCE


Performers are seated or kneeling on the ground with tiles at their sides. Videos are visible on one or more surfaces, as a projection on one or more (opposing) walls, on one or more screens (flat and face up) on the ground, or in other arrangements as conceived by the performers and/or dictated by the space(s). Additionally, performers are dispersed or situated in one or more localized positions, nearby or far from each other, in irregular or symmetrical configurations.




example of tile preparation



visible light spectrum




frame from 1-channel video as example for sections I and III




frame from one of the 4-channel videos as example for sections I and III





frame from 1-channel video as example for section II



frame from one of the 4-channel videos as example for section II